

FLEX SANDERS



NEW!



FLEX SANDERS



- Soft rounded edges virtually eliminate gouging
- Tapered edges for sanding hard-to-access areas
- 6 blocks of 3 different densities vary in firmness while soft enough to be compressed into places that are hard to sand
- Super lightweight and designed for comfort no matter how they are held
- Extremely durable & resistant to most solvents
- Blocks will maintain curvature until sandpaper is removed
- 8" and 11" blocks sand large curved (high crowns) areas with ease, blocks conform to the surface being sanded

AUTO • CARGO • MARINE • & MORE!



CONFORMS TO ALMOST ANY SHAPE!

Designed for use with our adhesive-backed sandpaper.
Works with wet or dry sandpaper.



1. Place sandpaper (grit down) against the contour or desired surface curvature. Place one end of the sanding block against starting end of sandpaper.



2. While continuing to hold the starting end of the block down against surface, slowly apply downward pressure to the remainder of the block, pushing the block onto the sandpaper.



3. At this point the block will conform itself to the curvature of the sandpaper.



4. The adhesive of the sandpaper in turn holds the soft block in the desired position.

EASILY SAND DIFFICULT CONTOURS!

SUPER-FLEX SANDPAPER

CLOTH SANDPAPER (ADHESIVE BACKED)

- Specially formulated adhesive, cloth-backed sandpaper that has been pre-flexed, enables you to sand even the most demanding contour
- Super flexible J-weight sandpaper is extremely pliable - will not tear while being applied
- Does not load up and lasts five times longer than ordinary sandpaper



2 3/4" x 29 1/2' roll



WET-DRY SANDPAPER (ADHESIVE BACKED)

- Sandpaper adheres while submerged in water!
- Soft and flexible
- Does not load up
- Outlasts other by four times




2 3/4" x 29 1/2' roll



Want to transform a Flex Sander into a rock-hard sander? Here are 3 ways:

Method 1

Place Sandpaper (grit down) against a flat surface. Position block onto paper and while applying downward pressure roll the block to adhere the sandpaper evenly to the sides.



Method 2

Begin by performing a 2" wide masking over about 1/2-3/4" of the sander, applying downward pressure. Then apply masking tape evenly across the sander.

Description	Art #	Description	Art #
Soft Sanders 5" Set **	19649693	24" Purple Oval	0586400017
Soft Sanders 8" Set **	19649694	24" Orange Corner	0586400018
Soft Sanders 11" Set **	19649695	40 Grit Sand Paper	0674700004
Soft Sanders 8" Quad-Radi Pk	19649696	60 Grit Sand Paper	0674700006
16" Green Conform	0586400001	80 Grit Sand Paper	0674700008
16" Yellow Quick	0586400002	100 Grit Sand Paper	0674700010
16" Blue Quad	0586400003	120 Grit Sand Paper	0674700012
16" Red Amoeba	0586400004	150 Grit Sand Paper	0674700015
16" Purple Oval	0586400005	180 Grit Sand Paper	0674700018
16" Orange Corner	0586400006	220 Grit Sand Paper	0674700022
20" Green Conform	0586400007	320 Grit Sand Paper	0674700032
20" Yellow Quick	0586400008	400 Grit Wet/Dry	0584300040
20" Blue Quad	0586400009	600 Grit Wet/Dry	0584300060
20" Red Amoeba	0586400010	800 Grit Wet/Dry	0584300080
20" Purple Oval	0586400011	1000 Grit Wet/Dry	0584300100
20" Orange Corner	0586400012	1200 Grit Wet/Dry	0584000120
24" Green Confirm	0586400013	1500 Grit Wet/Dry	0584300150
24" Yellow Quick	0586400014	2000 Grit Wet/Dry	0584300200
24" Blue Quad	0586400015	2500 Grit Wet/Dry	0584300250
24" Red Amoeba	0586400016		

** one of each style



Conform-A-Curve™




Quick-Curves™




Quad-Radii Sander™



Corner-N-Cove™




The Amoeba™




Oval-Sander™

...ing method 1 and then place a strip of
... tape onto the block allowing it to hang
... 3/4 inch. Turn the block over and while
... ward pressure roll the block to adhere the
... only to the sides of the block. Repeat
... up so it runs down both sides of the block.



Method 3

Simply perform method 1 to two sides of the block.



FLEX SANDERS FAQ

Q: Can I wet sand with the blocks?

A: Yes, absolutely! The blocks really work great for wet sanding because they float and won't end up in the bottom of the bucket with all the contaminating dirt. Super-Flex® wet/dry sandpaper is available in grits from 400-2500.

Q: Do the blocks come in multiple lengths?

A: Yes. They come in 5", 8" and 11" sets of six and individual lengths of 16", 20" and 24".

Q: The blocks are super lightweight, but are they tough enough to hold up?

A: The blocks are extremely durable as long as you don't catch them on a rivet head or tear them on something sharp.

Q: How can I clean the blocks after use?

A: The tough skin and closed cell foam construction make for easy cleanup. Simply use water or air to clean off sanding dust as adhesive-backed sandpaper will not leave residue on the blocks. Moreover, testing has shown that even prolonged emersion in acetone and lacquer thinner will not damage the blocks.

Q: Do I have to use SUPER-FLEX® SANDPAPER on the FLEX SANDERS?


A: No. The SUPER-FLEX® sandpaper, however, has been pre-flexed by being run through a series of rollers that bend and flex it both side-to-side and lengthwise unlike conventional abrasives on the market that, until the arrival of the FLEX SANDERS, have been used on blocks that have little or no ability to flex. As a result, the SUPER-FLEX® sandpaper has been put under stress so that it will be more flexible when it is applied to the FLEX SANDERS which have been designed to take the shape of the surface being sanded. You can use other products; however, if the alternative dry sandpaper does not have an adhesive back, it will have to be gripped continuously by the fingers of the user and will not take the shape of the surface being sanded. If the alternative dry sandpaper does have an adhesive back, it must be flexible enough to conform to the shape of the block which has been reconfigured to fit the shape of the surface being sanded and yet do so without ejecting grit and cracking and leaving a ragged edge that will damage the surface.

Q: Why should I pay more for a piece of SUPER-FLEX® SANDPAPER when I can purchase other products for less money?

A: You will find that you will use many sheets of comparably sized "cheaper" dry sandpaper to do a job that you could do with one sheet of SUPER-FLEX® that will still have usable life when you are done. It won't spit grit even when wadded up into a ball and won't load up as the sanding debris can easily be shaken loose simply by tapping the block on a hard surface or blowing it off with air. As for wet sandpaper, there isn't a close comparable on the market to the SUPER-FLEX® WET/DRY that ranges in grits from 400 to 2500. It adheres to the FLEX SANDERS eliminating the need to constantly grip the paper against the block and can be repeatedly applied and removed with hardly any loss of adhesive capacity. It can be left on the block in water overnight and be ready to do more sanding the next day. And it also floats!

STARTER PACKAGE OFFER!

**PURCHASE 8 ROLLS OF SUPER FLEX
SANDPAPER (MIX & MATCH)**



© 2012 WÜRTH USA, Inc. Revision 02/2012_FlexSanders

**GET A COMPLETE SET OF
5" FLEX SANDERS **FREE!****

(\$31.95 value)

Attn Sales Reps: Place order on hold for Customer Service • 5" Set Article # is 19649693

FLEX SANDERS

WURTH USA Inc.
93 Grant Street
Ramsey, NJ 07446
1-800 WURTH USA (987-8487)
www.wurthusa.com

© WURTH USA Inc. 2012

Printed in New Jersey

The information enclosed is privileged and confidential property of WURTH USA, Inc. Any dissemination, distribution or copying of this communication is strictly prohibited.